
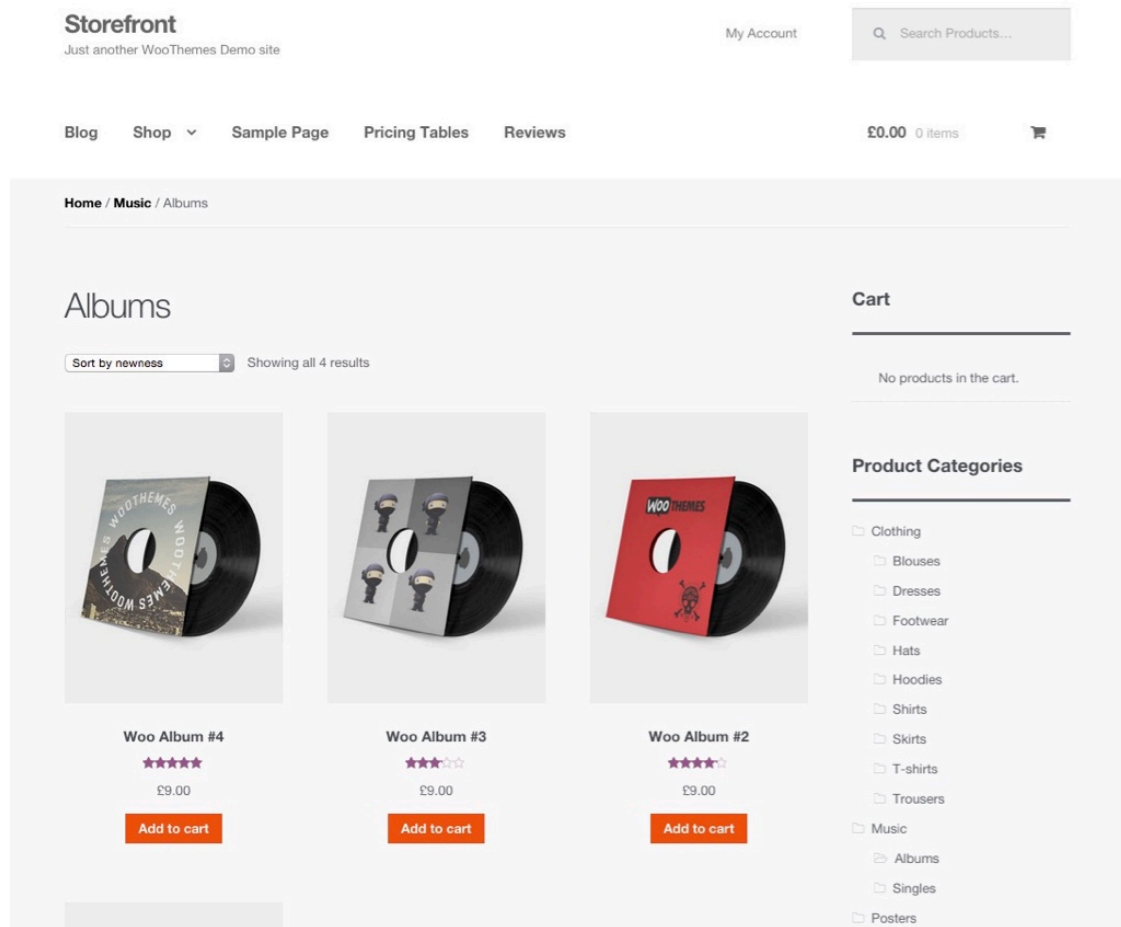




WOOCOMMERCE BOOTCAMP



1. CHOOSE A THEME



WOO STOREFRONT

BEAVER BUILDER

2. BASIC SETUP



Page Setup

Store Locale

Shipping & Tax

Payments

Ready!

Welcome to the world of WooCommerce!

Thank you for choosing WooCommerce to power your online store! This quick setup wizard will help you configure the basic settings. **It's completely optional and shouldn't take longer than five minutes.**

No time right now? If you don't want to go through the wizard, you can skip and return to the WordPress dashboard. Come back anytime if you change your mind!

Not right now

Let's Go!

Page Setup

Your store needs a few essential **pages**. The following will be created automatically (if they do not already exist):

Shop

The shop page will display your products.

Cart

The cart page will be where the customers go to view their cart and begin checkout.

Checkout

The checkout page will be where the customers go to pay for their items.

My Account

Registered customers will be able to manage their account details and view past orders on this page.

Once created, these pages can be managed from your admin dashboard on the **Pages screen**. You can control which pages are shown on your website via **Appearance > Menus**.

Skip this step

Continue



Page Setup

Store Locale

Shipping & Tax

Payments

Ready!

Store Locale Setup

Where is your store based?

United States (US) — California

Which currency will your store use?

US Dollars (\$)

*If your currency is not listed you can **add it later**.*

Which unit should be used for product weights?

lbs

Which unit should be used for product dimensions?

in

Skip this step

Continue

Shipping & Tax Setup

If you will be charging sales tax, or shipping physical goods to customers, you can configure the basic options below. This is optional and can be changed later via [WooCommerce > Settings > Tax](#) and [WooCommerce > Settings > Shipping](#).

Basic Shipping Setup

Will you be shipping products? Yes, I will be shipping physical goods to customers

Basic Tax Setup

Will you be charging sales tax? Yes, I will be charging sales tax

How will you enter product prices?
 I will enter prices inclusive of tax
 I will enter prices exclusive of tax

Import Tax Rates? Yes, please import some starter tax rates

You can edit tax rates later from the [tax settings](#) screen and read more about taxes in our [documentation](#).

Skip this step

Continue

Payments

WooCommerce can accept both online and offline payments. **Additional payment methods** can be installed later and managed from the **checkout settings** screen.

PayPal Standard

To accept payments via PayPal on your store, simply enter your PayPal email address below.

PayPal Email Address:

Offline Payments

Offline gateways require manual processing, but can be useful in certain circumstances or for testing payments.

Cheque Payments

Enable payment via Cheques

Cash on Delivery

Enable cash on delivery

Bank Transfer (BACS)

Enable BACS payments

Skip this step

Continue



Page Setup

Store Locale

Shipping & Tax

Payments

Ready!

Your Store is Ready!



Want to help make WooCommerce even more awesome? Allow WooThemes to collect non-sensitive diagnostic data and usage information, and get 20% discount on your next WooThemes purchase. [Find out more.](#)





Allow

No thanks

Next Steps

Create your first product!

Learn More

-  Watch the WC 101 video walkthroughs
-  Get eCommerce advice in your inbox
-  Follow Sidekick interactive walkthroughs
-  Read more about getting started

[Return to the WordPress Dashboard](#)

3. SETUP PRODUCTS



Blue/Salmon Prince of Wales

\$99.00 \$180 ⓘ



Pink Gingham

\$99.00 \$180 ⓘ



Purple Window Pane

\$99.00 \$180 ⓘ



Railroad Check

\$99.00 \$180 ⓘ



Blue Sea Island Twill

\$99.00 \$220 ⓘ



Blue Sea Island Twill French Cuff

\$99.00 \$220 ⓘ

SIMPLE PRODUCT

Quick Detailer & Spray Wax is something every garage and car needs. Grab a bottle and a microfiber cloth to clean problems such as bugs, bird droppings and smudges as they occur. Quick Detailer & Spray Wax is also great for stretching the time between major detailing jobs. Use it after washing your vehicle and the natural Carnauba wax will give your paint a brilliant shine and a deep, warm finish. We keep a spray bottle and microfiber cloth in every vehicle we own.

Wherever you are, you want your paint to look its best. Liquid Glow's Quick Detailer & Spray Wax was developed to help car fanatics keep their paint looking freshly detailed, even if it's been months since its last polish and wax. You can use it at a car show, parking lot, in your driveway or in the pits to clean finger prints, loose dirt, grease and grime. Its formula rejuvenates wax and sealant by cleaning the surface and then the natural Carnauba wax will bond to your paint and any existing wax to bring out that 'just waxed' look.

Liquid Glow Quick Detailer & Spray Wax is also designed to work as part of our Quick Paint Cleaning System. When using the quick paint cleaning bar from our system, the bar needs to glide freely over the surface so that it can pick up contaminants without sticking to the paint—Quick Detailer is perfect for this application.

PROUDLY MADE IN THE USA

Word count: 322

Last edited by richard on September 24, 2015 at 9:54 pm

Product Data — Simple product

Virtual: Downloadable:

General

SKU ?

Inventory

Regular Price (\$)

Shipping

Sale Price (\$) [Schedule](#)

Linked Products

Attributes

Tax Class ?

Advanced

Coupons ?

VARIABLE PRODUCT VARIATIONS

Product Data — Variable product

Expand all Close all

Fit Remove

Name: Fit Value(s): Classic x Slim x Tailored x Traditional x

Visible on the product page

Used for variations

Select all Select none Add new

Neck Size Remove

Name: Neck Size Value(s): 15 x 15.5 x 16 x 16.5 x 16.6 x 17 x 17.5 x 18 x

Visible on the product page

Used for variations

Select all Select none Add new

Sleeve Remove

Name: Sleeve Value(s): 32-33 x 34-35 x 36-37 x

Visible on the product page

Used for variations

Select all Select none Add new

Save attributes Custom product attribute Add

VARIABLE PRODUCT LINK ALL VARIATIONS

Product Data — Variable product

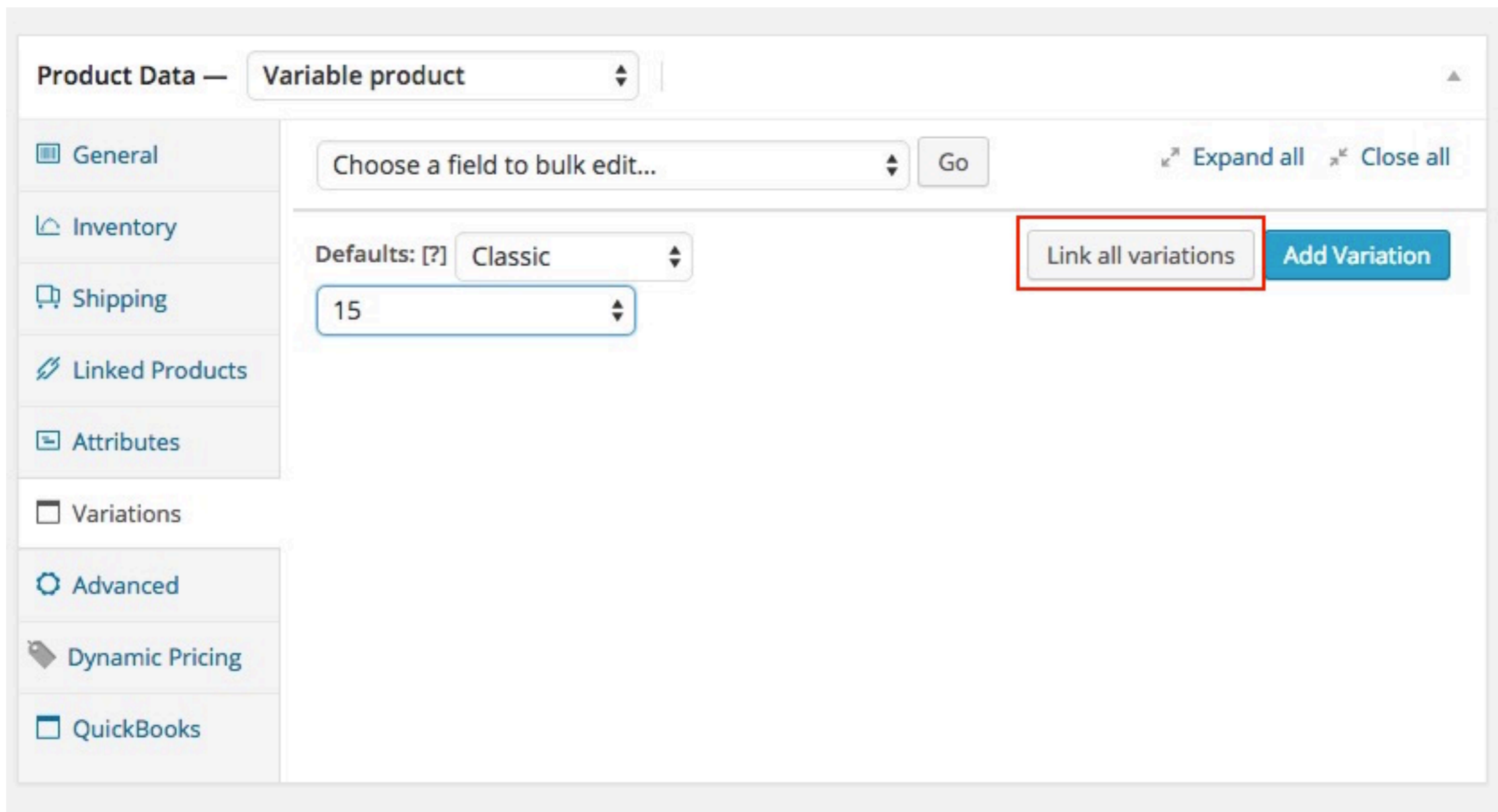
General
Inventory
Shipping
Linked Products
Attributes
Variations
Advanced
Dynamic Pricing
QuickBooks

Choose a field to bulk edit... Go Expand all Close all

Defaults: [?] Classic

15

Link all variations Add Variation

The image shows a screenshot of the WordPress product editor interface. At the top, the 'Product Data' section is expanded to show 'Variable product'. On the left, a sidebar contains various product settings tabs: General, Inventory, Shipping, Linked Products, Attributes, Variations, Advanced, Dynamic Pricing, and QuickBooks. The main content area features a 'Bulk Edit' section with a dropdown menu for selecting a field to edit, a 'Go' button, and 'Expand all' and 'Close all' options. Below this, there are 'Defaults' for 'Classic' and a value of '15'. A red rectangular box highlights the 'Link all variations' button, which is positioned next to the 'Add Variation' button.

VARIABLE PRODUCT VARIATIONS

Product Data —

Variable product

General

Inventory

Shipping

Linked Products

Attributes

Variations

Advanced

QuickBooks

Choose a field to bulk edit...

Go

Expand all Close all

#19390 — 14.5 32-33 Tailored

Remove

#19391 — 15 32-33 Tailored

Remove

#19392 — 15 34-35 Tailored

Remove

#19393 — 15.5 32-33 Tailored

Remove

#19394 — 15.5 34-35 Tailored

Remove

#19395 — 16 32-33 Tailored

Remove

#19396 — 16 34-35 Tailored

Remove

#19397 — 16 36-37 Tailored

Remove

#19398 — 16.5 32-33 Tailored

Remove

#19399 — 16.5 34-35 Tailored

Remove

#19400 — 16.5 36-37 Tailored

Remove

#19401 — 17 34-35 Tailored

Remove

#19402 — 17 36-37 Tailored

Remove

4. SETUP CHECKOUT

WordPress 4.3.1 is available! [Please update now.](#)

General

Products

Tax

Checkout

Shipping

Accounts

Emails

Integration

Newsletter

[Checkout Options](#) | [BACS](#) | [Cheque](#) | [Cash on Delivery](#) | [PayPal](#) | [Authorize.net CIM](#) | [Authorize.net CIM eCheck](#) | [Simplify Commerce](#)

Checkout Process

Coupons

Enable the use of coupons

Coupons can be applied from the cart and checkout pages.

Checkout

Enable guest checkout

Allows customers to checkout without creating an account.

Force secure checkout

Force SSL (HTTPS) on the checkout pages (an SSL Certificate is required).

Checkout Pages

These pages need to be set so that WooCommerce knows where to send users to checkout.

Cart Page

Checkout Page

Terms and Conditions

POPULAR GATEWAYS

Authorize.Net[®]
a CyberSource solution

stripe

PayPal[™]

**Braintree**

5. SETUP SHIPPING

Shipping Options

Shipping Calculations

- Enable shipping
- Enable the shipping calculator on the cart page
- Hide shipping costs until an address is entered

Shipping Display Mode

- Display shipping methods with "radio" buttons
- Display shipping methods in a dropdown

Shipping Destination

- Default to shipping address
- Default to billing address
- Only ship to the users billing address

Restrict shipping to Location(s)

Ship to all countries you sell to

Choose which countries you want to ship to, or choose to ship to all [locations you sell to](#).

Shipping Methods

Default	Name	ID	Status	
<input checked="" type="radio"/>	Free Ground Shipping	free_shipping	<input checked="" type="checkbox"/>	Settings
<input type="radio"/>	UPS	ups	<input checked="" type="checkbox"/>	Settings
<input type="radio"/>	USPS	usps	<input checked="" type="checkbox"/>	Settings
<input type="radio"/>	Flat Rate	flat_rate	-	Settings
<input type="radio"/>	International Delivery	international_delivery	-	Settings

POPULAR METHODS



SETUP BOX SIZES

API Rates

Standard Services

Enable Standard Services from the API

Parcel Packing Method

Recommended: Pack into boxes with weights and dimensions

Box Sizes

<input type="checkbox"/>	Name	L (in)	W (in)	H (in)	Inner L (in)	Inner W (in)	Inner H (in)	Box Weight (lbs)	Max Weight (lbs)	Letter
<input type="checkbox"/>	8x4x4	8.25	4.25	4.25	8	4	4	0.25	10	<input type="checkbox"/>
<input type="checkbox"/>	9x7x5	9.25	7.25	5.25	9	7	5	0.4375	15	<input type="checkbox"/>
<input type="checkbox"/>	12x4x4	12.25	4.25	4.25	12	4	4	0.3125	15	<input type="checkbox"/>
<input type="checkbox"/>	12x8x4	12.25	8.25	4.25	12	8	4	0.5	20	<input type="checkbox"/>
<input type="checkbox"/>	13x7x7	13.25	7.25	7.25	13	7	7	0.5625	25	<input type="checkbox"/>
<input type="checkbox"/>	DVD Mailer	7.6875	5.4375	0.65	7.65	5.425	0.64	0.125	2	<input type="checkbox"/>

Add Box

Remove selected box(es)

Note: If you are using regional rates, A1, A2, B1, B2 and C box sizes will be defined for you.

5. SETUP TAXES

General

Products

Tax

Checkout

Shipping

Accounts

Emails

Integration

API

Yoast SEO has been updated to version 2.3.5. [Click here](#) to find out what's new!

[Tax Options](#) | [Standard Rates](#) | [Reduced Rate Rates](#) | [Zero Rate Rates](#)

Tax Options

Enable Taxes

Enable taxes and tax calculations

Prices Entered With Tax

- Yes, I will enter prices inclusive of tax
- No, I will enter prices exclusive of tax

Calculate Tax Based On:

Shipping Tax Class:

Rounding

Round tax at subtotal level, instead of rounding per line

Additional Tax Classes

TAX OPTIONS: IMPORT CSV

Tax Rates for the "Standard" Class

Define tax rates for countries and states below. [See here](#) for available alpha-2 country codes.

	Country Code [?]	State Code [?]	ZIP/Postcode [?]	City [?]	Rate % [?]	Tax Name [?]	Priority [?]	Compound [?]	Shipping [?]
☰	US	*	12019; 12020; 12027; 12057; 12065; 12074;	*	3.0000	Sales Tax	1	<input type="checkbox"/>	<input checked="" type="checkbox"/>
☰	US	*	10501; 10502; 10503; 10504; 10505; 10506;	*	3.3750	Sales Tax	1	<input type="checkbox"/>	<input checked="" type="checkbox"/>
☰	US	*	14424; 14425; 14432; 14443; 14453; 14456;	*	3.5000	Sales Tax	1	<input type="checkbox"/>	<input checked="" type="checkbox"/>
☰	US	*	13601; 13602; 13605; 13606; 13607; 13608;	*	3.7500	Sales Tax	1	<input type="checkbox"/>	<input checked="" type="checkbox"/>
☰	US	*	12007; 12009; 12023; 12041; 12045; 12046;	*	4.0000	Sales Tax	1	<input type="checkbox"/>	<input checked="" type="checkbox"/>
☰	US	*	12025; 12851; 12852; 12855; 12857; 12858;	*	4.0000	Sales Tax	1	<input type="checkbox"/>	<input checked="" type="checkbox"/>
☰	US	*	12010; 12016; 12032; 12068; 12069; 12070;	*	4.0000	Sales Tax	1	<input type="checkbox"/>	<input checked="" type="checkbox"/>
☰	US	*	12018; 12022; 12028; 12033; 12040; 12052;	*	4.0000	Sales Tax	1	<input type="checkbox"/>	<input checked="" type="checkbox"/>
☰	US	*	12008; 12031; 12035; 12036; 12043; 12053;	*	4.0000	Sales Tax	1	<input type="checkbox"/>	<input checked="" type="checkbox"/>
☰	US	*	12401; 12404; 12409; 12410; 12411; 12412;	*	4.0000	Sales Tax	1	<input type="checkbox"/>	<input checked="" type="checkbox"/>
☰	US	*	12589; 12725; 14009; 14011; 14024; 14037;	*	4.0000	Sales Tax	1	<input type="checkbox"/>	<input checked="" type="checkbox"/>
☰	US	*	10910; 10912; 10914; 10915; 10916; 10917;	*	4.1250	Sales Tax	1	<input type="checkbox"/>	<input checked="" type="checkbox"/>
☰	US	*	13324; 13331; 13340; 13350; 13357; 13361;	*	4.2500	Sales Tax	1	<input type="checkbox"/>	<input checked="" type="checkbox"/>
☰	US	*	10509; 10512; 10516; 10524; 10537; 10541;	*	4.3750	Sales Tax	1	<input type="checkbox"/>	<input checked="" type="checkbox"/>
☰	US	*	14029; 14707; 14708; 14709; 14711; 14714;	*	4.5000	Sales Tax	1	<input type="checkbox"/>	<input checked="" type="checkbox"/>
☰	US	*	06390; 11001; 11003; 11010; 11020; 11030;	*	4.6250	Sales Tax	1	<input type="checkbox"/>	<input checked="" type="checkbox"/>
☰	US	*	11930; 11931; 11932; 11933; 11934; 11935;	*	4.6250	Sales Tax	1	<input type="checkbox"/>	<input checked="" type="checkbox"/>
☰	US	*	13042; 13054; 13123; 13157; 13162; 13301;	*	4.7500	Sales Tax	1	<input type="checkbox"/>	<input checked="" type="checkbox"/>

Tax rate ID: 13

Insert row

Remove selected row(s)

Import CSV

Export CSV

Save changes

TAX OPTIONS: WOOTAX

WooTax

[HOME](#)

[DOWNLOAD](#)

[ABOUT](#)

[FEATURES](#)

[F.A.Q](#)

[TESTIMONIALS](#)

[CONTACT US](#)

[LOG IN](#)

WOOCOMMERCE TAXES MADE EASY

WooTax makes WooCommerce taxes easy. Simply install our **free** plugin and enter your business address and you are instantly prepared to collect sales tax in any jurisdiction in the United States. Stop uploading rate tables and start using WooTax today.



FREE DOWNLOAD

Email address

MAKE MY LIFE EASIER

TAX OPTIONS: WOOTAX

Any questions? Call (206) 452-1686

or send email to service@taxcloud.net

[Register Now](#)



TaxCloud Free Internet Sales Tax Management

[Find a Rate](#)

[What Is TaxCloud?](#)

[Register](#)

[About Us](#)

[Partners](#)

[Pricing](#)

[What is TaxCloud?](#)

[Demonstration](#)

[Testimonials](#)

[Technical Description](#)

[FAQs](#)

What is TaxCloud?

TaxCloud handles every aspect of sales tax management, from collection to filing.

Sales Tax Calculation

- Calculates sales tax in real time for **every state, county, city, and special jurisdiction in the US**
- Keeps track of which types of products are exempt from sales tax in which states
- Monitors changes to tax rates and tax holidays and updates data accordingly

Reporting Features

- Provides monthly reports, broken down by jurisdiction (state, county, city, etc.)
- Manages sales tax exemption certificates

Automated Compliance

- TaxCloud has been certified to provide registration, filing, remittance, and audit response in the following 24 states:

Arkansas

Kansas

Nebraska

North Dakota

South Dakota

Washington

Georgia

Kentucky

Nevada

Ohio

Tennessee

West Virginia

Indiana

Michigan

New Jersey

Oklahoma

Utah

Wisconsin

Iowa

Minnesota

North Carolina

Rhode Island

Vermont

Wyoming

Note: We are working to expand this list.

TAX OPTIONS: WOOTAX

Any questions? Call (206) 452-1686

or check our Support Center

Welcome back Richard Kratz | Logout



Find a Rate

Filings

Transactions

Account

Support

Pricing

Profile

Locations

Websites

Tax States

Contacts

Payment Information

Sales Tax Policy

PayPal Buttons

Taxability Codes

API Instructions

Your Account Tax States

This map shows where TaxCloud is managing your sales tax activities.
Click to add or remove states.



Texas

Click to begin collecting sales tax (technically, use tax) in Texas.

Important: To configure your account to collect *sales tax* rather than *use tax*, please go to **Locations** and add a **store or office** in Texas.

Nexus states
(you must collect)

CA

States & territories where you could collect

AL, AK, AZ, AR, CO, CT, DC, FL, GA, HI, ID, IL, IN, IA, KS, KY, LA, ME, MD, MA, MI, MN, MS, MO, NE, NV, NJ, NM, NY, NC, ND, OH, OK, PA, RI, SC, SD, TN, TX, UT, VT, VA, WA, WV, WI, WY, GU, PR, VI

States & territories without sales tax

DE, MT, NH, OR, AS, MP

Print

TAX OPTIONS: AVALARA



Products | Learn | About

AvaTax CertCapture Returns 1099 Pricing More Integrations How It Works

WooCommerce

WooCommerce Sales Tax and Avalara: Built-in Accuracy

Platform: WordPress



Avalara Certified

Today's ecommerce seller can harness the power of the web to meet and exceed rising demand for online products and services, by utilizing WooCommerce's effective ecommerce tools.

Yet for many WordPress users, calculating sales tax remains a manual and error-prone process. Tracking rates, rules, and boundaries by going to individual state department of revenue websites works for ecommerce merchants as long as they're based in one state and selling very few products. And even then, ongoing changes at the state and federal levels make compliance incredibly difficult.

Luckily Avalara and WooCommerce have partnered to offer Avalara AvaTax within WooCommerce. Avalara AvaTax calculates sales tax based on concise, geo-spatial mapping -- accurate down to the rooftop level. It works with an extension that plugs into WooCommerce, so your buyers get an accurate calculation automatically on every shopping cart checkout. To find out more about AvaTax contact us today about scheduling a live demonstration.

Start using AvaTax

Full Name *

Email *

Company *

Phone Number *

6. SETUP EMAILS

General Products Tax Checkout Shipping Accounts **Emails** Integration API Help ▾

Yoast SEO has been updated to version 2.3.5. [Click here](#) to find out what's new!

[Email Options](#) | [New order](#) | [Cancelled order](#) | [Processing order](#) | [Completed order](#) | [Refunded order](#) | [Customer invoice](#) | [Customer note](#) | [Reset password](#) | [New account](#)

Email Sender Options

The following options affect the sender (email address and name) used in WooCommerce emails.

"From" Name

"From" Email Address

Email Template

This section lets you customise the WooCommerce emails. [Click here to preview your email template](#). For more advanced control copy `woocommerce/templates/emails/` to `yourtheme/woocommerce/emails/`.

Header Image Enter a URL to an image you want to show in the email's header. Upload your image using the [media uploader](#).

Email Footer Text The text to appear in the footer of WooCommerce emails.

Base Colour The base colour for WooCommerce email templates. Default `#557da1`.

Background Colour The background colour for WooCommerce email templates. Default `#f5f5f5`.

7. TEST YOUR CHECKOUT



GET GRANDMA TO 'TEST'

tried shopping online

**didn't feel comfortable buying
something without touching it first**

8. CHECK YOUR ORDERS



USE UPPER/LOWER NAV

TWILLORY

My Account | Cart (3) | Help     

Free Shipping, Free Returns!

SHOP RE: PURPOSE OUR STORY SMART SHIRTING MANUAL



It Fits Slim But Your
Bank Account Doesn't
Have To Be

Shop Slim Fit

FOCUS ON PRODUCTS

SUBSCRIBE TO BOLIVARES

EMAIL ADDRESS

SUBSCRIBE

BOLIVARES
NUEVA YORK

SHOPPING BAG | REGISTER | LOG IN

SEARCH



SHOP

THE CHRONICLE

LOCATION

ABOUT

MADE FOR REAL MEN

NEW ARRIVALS

READY TO WEAR

KNIT WEAR

CARDIGANS

CREW NECKS

SHORTS

V-NECKS

SWEATS

CARDIGANS

HOODIES

SHORTS

TOPS

HENLEY

TANKS

TEES

V-NECKS

BRANDS & ACCESSORIES

CLEAR WEATHER

CONWAY ELECTRIC

FRANKS AUSTRALIA

HATS

COLORS

Page 1 of 5 >

SORT BY



CAMILO SHAWL CARDIGAN

\$189.00



PABLO RIBBED HAT

\$45.00



JULIO CREW NECK SWEATER

\$279.00



FILTERS IN THE SIDEBAR

@hydeyoga facebook instagram pinterest about faqs blog store locator wholesale contact

hyde.
organic/sustainable

Search Products...

customer photo gallery

home store pants crops tops outerwear men's hyde gift card sale \$0.00 0

Hyde > Products

store

sizes

- extra small 40
- small 40
- medium 38
- large 40
- extra large 1
- one size fits all 1

colors

- black
- white
- grey
- pink/red

showing 1-12 of 46 results

Sort by newness

taylor tank \$49.00

wren legging: sale ~~\$75.00~~ \$60.00

lydia legging - revised \$75.00

brooklyn halter: sale ~~\$48.00~~ \$38.00

add add add add

GREAT PRODUCT PHOTOS



WORK WITH WOOWIDGETS

WooCommerce Cart

Display the user's Cart in the sidebar.

WooCommerce Layered Nav

Shows a custom attribute in a widget which lets you narrow down the list of products when viewing product categories.

WooCommerce Price Filter

Shows a price filter slider in a widget which lets you narrow down the list of shown products when viewing product categories.

WooCommerce Products

Display a list of your products on your site.

WooCommerce Product Tags

Your most used product tags in cloud format.

WooCommerce Recent Reviews

Display a list of your most recent reviews on your site.

WooCommerce Form

Displays WooCommerce Form by ContactUs.com

WooCommerce Layered Nav Filters

Shows active layered nav filters so users can see and deactivate them.

WooCommerce Product Categories

A list or dropdown of product categories.

WooCommerce Product Search

A Search box for products only.

WooCommerce Recently Viewed


Display a list of recently viewed products.

WooCommerce Top Rated Products

Display a list of your top rated products on your site.

10. USEFUL PLUGINS

- **WOO THEMES HELPER**
- **NEWSLETTER SUBSCRIPTION**
- **PRINT INVOICE/PACKING LIST**
 - **SMART COUPONS**
 - **W3 TOTAL CACHE**
 - **DYNAMIC PRICING**
 - **WP ALL IMPORT**
 - **SHIPMENT TRACKING**
- **WHOLESALE PRICING (IGNITTEWOOD)**
 - **YOAST WOOCOMMERCE SEO**



WOOCOMMERCE LOS ANGELES MEETUP

TOPANGA WORDPRESS MEETUP



ANDREW BEHLA

BEHLADESIGN.COM

ANDREW@BEHLADESIGN.COM

818-340-6088



@BEHLADESIGN